


# Explore SFMOMA on an Art Hike!



Ascend 118-feet of elevation on a winding, art-filled hike. Inspired by our partnership with The North Face and our shared passion for community, nature, and a sustainable future, this Art Hike explores creative interpretations of landscape within SFMOMA's walls. Start the adventure!



Thank you to The North Face for inspiring this Art Hike and for your generous support of First Thursdays.



**Start: Begin your hike either when you enter the Third Street Entrance or the Howard Street Entrance.**

## Floor 1 elevation 0'

Choose one of these two locations to begin your hike.

**Option 1:** Enter from the Third Street entrance in the Evelyn and Walter Haas, Jr. Atrium.

Julie Mehretu, *HOWL, eon (I, II)*, 2016–2017



Julie Mehretu, *HOWL, eon (I, II)*, 2016–2017

Look up! These two vast abstract canvases depict a transcendent landscape. Explore the terrains, histories, and feelings the work evokes.

**Option 2:** Enter from the Howard Street entrance in the Roberts Family Gallery.

Diego Rivera, *Pan American Unity*, 1940

Take a deep breath. You are standing before Diego Rivera's 22 x 74-foot mural created here in the Bay Area at the 1940 Golden Gate International Exposition at Treasure Island. See any familiar figures or landmarks in Rivera's vision for a unified America?

## Floor 2 elevation 19'

Follow the stairs or take an elevator up a level to Schwab Hall. Be sure to get your admission ticket if you haven't already, and fuel up at Steps Coffee.

Georgia O'Keeffe, *Lake George*, 1922

Forrest Bess, *Seascape with Star*, n.d.

Ready for a dip in the water? Step around the corner into the Walter and Elise Haas Galleries to see if you can find these two highlights of the permanent collection. Can you name some things these works have in common?

## Floor 3 elevation 34'

Find your way back to Schwab Hall under Sol LeWitt's *Wall Drawing 895: Loopy Doopy (white and blue)* (1999) and scale the stairs or take a silver elevator to Floor 3.

Habitat Horticulture, *The Living Wall*, 2016



Habitat Horticulture, *The Living Wall*, 2016

Time for some fresh air. Walk outside and commemorate your trip so far with a selfie in front of SFMOMA's most photographed work.

Alexander Calder, *Big Crinkly*, 1969

But don't leave just yet! You can't miss the pop of color and motion next to you—strike a pose that is your best imitation of this favorite.

Paul Kariouk and Mabel O. Wilson, *(a)way station*, 1999–2002

Enter back into the building on the side of the silver elevators. Just beyond them, you will find *(a)way station*. Contemplate your own migrations and how what you carry changes the places you go.

## Floor 4 elevation 48'

Brace yourself for another ascent. Climb up the stairs or take an adjacent silver elevator to the next floor, then follow the trail by the window-framed city views all the way down the corridor.

Agnes Martin Gallery



Installation view of Agnes Martin Gallery, SFMOMA; photo: Mary Ellen Hawkins

At the end of the corridor, turn the corner and enjoy a meditative moment immersed by Agnes Martin's paintings. Which one renews your spirit?


Jay DeFeo, *Incision*, 1958–1960

Retrace your steps back to the silver elevators and enter the opposite gallery featuring the exhibition *Approaching American Abstraction*. This monolithic work, which may seem more sculpture than painting, hangs in the first room. Imagine its weight, follow the traces of the artist's tools, and notice the colors—where does this work take you?

## Floor 5 elevation 70'

Find a silver elevator or take the stairs you passed when visiting Agnes Martin's works.

Olafur Eliasson, *One-way colour tunnel*, 2007



Olafur Eliasson, *One-way colour tunnel*, 2007

Head south toward the oculus and experience Olafur Eliasson's kaleidoscopic tunnel that envelops the steel truss bridge. Now look back. How has it changed?

Twin Walls Mural Company, *Our Ancestors' Wildest Dreams*, 2021



Twin Walls Mural Company, *Our Ancestors' Wildest Dreams*, 2020

Getting hungry? Head back the way you just came toward Cafe 5. But first, find this mural tucked in the corridor behind the silver elevators. What do the symbols in its center remind you of?

Robert Indiana, *[Guess the title!]*, 1970

Time to eat. Order some provisions at Cafe 5 and find a spot with a view of Robert Indiana's beloved sculpture. Can you guess its title?

## Floor 6 elevation 94'



Conversation Pieces, 2022 (installation view, SFMOMA); photo: Matthew Millman

Feeling chatty? The silver elevator and stairs both bring you up to the exhibition, *Conversation Pieces*, nestled in the northwest corner of the floor. Overhear artists talk about their works on view and strike up your own conversation with someone new.



Julian Charrière, *Towards No Earthly Pole*, 2019 (still)


## Floor 7 elevation 118'

Make your final ascent to the last floor. You've summited SFMOMA! But you aren't done yet...

Need a bio break? Take advantage of indoor plumbing! Located next to the silver elevators, our bathroom on this floor is eco-hued (wink wink). How would you describe this shade?

Now step into Julian Charrière's exhibition, *Erratic*, on the other side of the silver elevators in the northwest corner of the floor. Let your eyes adjust, take off your rucksack, and sit down for a contemplative moment reflecting on humankind's interconnection with some of the most remote regions of our planet.

Finally, reap the rewards of your adventure and step outside onto the balcony. Now focus those eagle eyes, take out your binoculars, and see if you can find our red-and-white striped friend hiding on a rooftop. Where's \_\_\_\_\_?



**Congratulations! You've completed your Art Hike at SFMOMA! On your descent, take a moment to think about what your next adventure will be.**